



VENT-FREE FIREPLACES

Vail VFP32/36BP

Spec Sheet



ACTUAL DIMENSIONS

VFP32BP

35" W x 33" H x 16 1/2" D

VFP36BP

40" W x 35" H x 19" D

INCLUDES

- Hood
- Louvers in Matte Black

REQUIRES

- Log Set

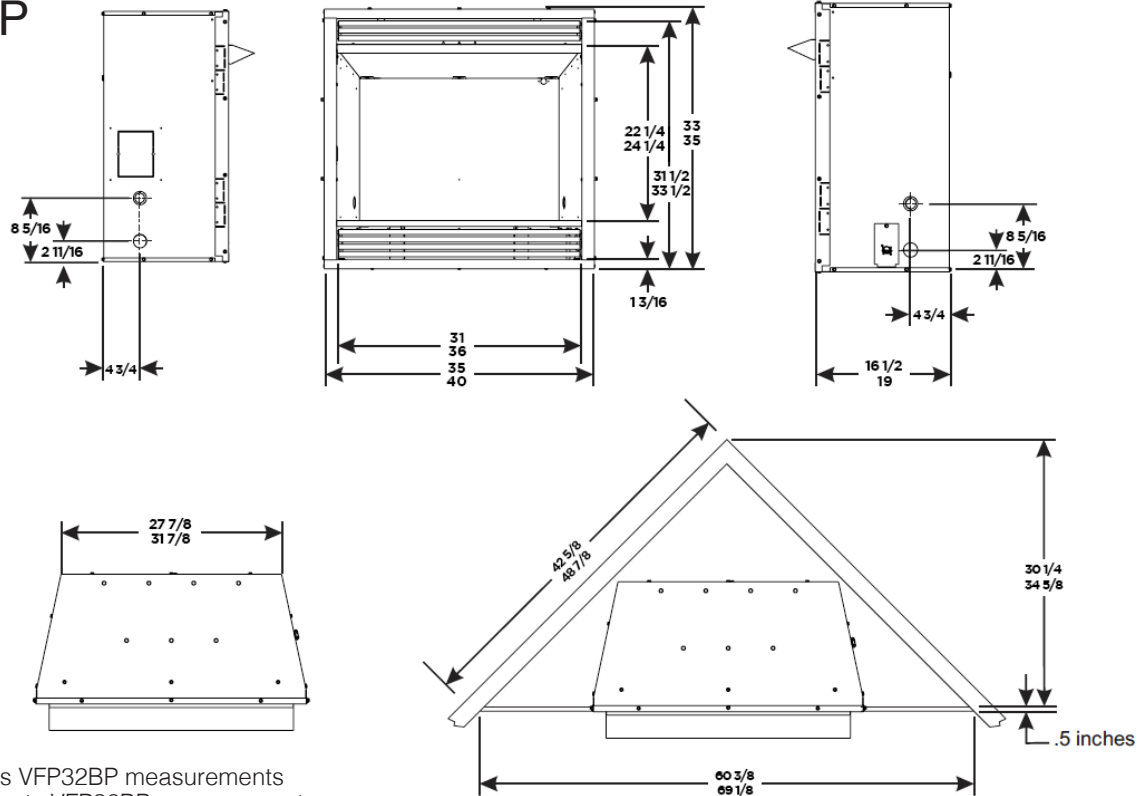
TECHNICAL INFORMATION

- Weight
 - VFP32BP: 96 lbs.
 - VFP36BP: 104 lbs.
- VFP32BP: 32,000 BTU (LP, Nat)
- VFP36BP: 36,000 BTU (LP, Nat)
- Ignition System: Millivolt

FIELD INSTALLED ACCESSORIES

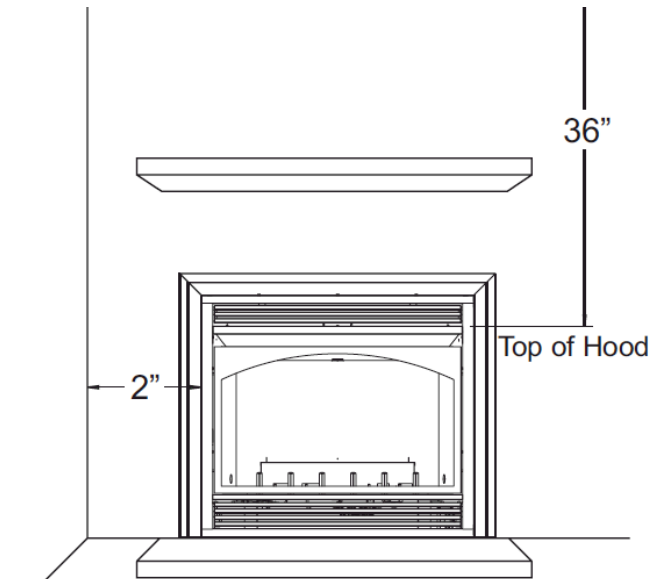
- Log Sets: Ravenswood, Ravenswood Select, Williamsburg, Fiber Log
- Blower
- Ember Kit
- Outer Steel Frame: Hammered Pewter, Matte Black
- Decorative Louvers: Arch or Mission in Hammered Pewter or Matte Black
- Decorative Doors: Mission Arch or Arch in Hammered Pewter or Matte Black
- Standard or Corner Mantel

VFP32/36BP



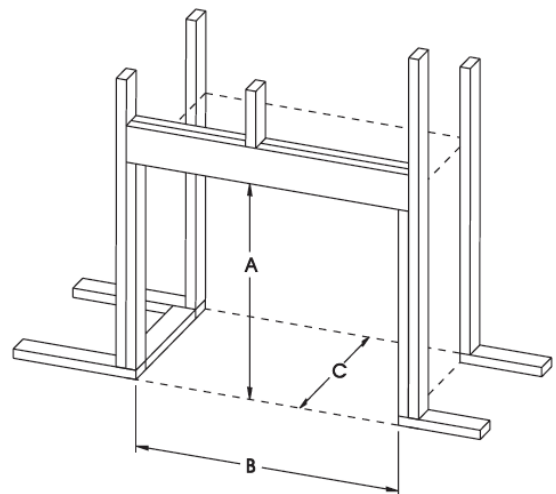
*Top number reflects VFP32BP measurements
Bottom number reflects VFP36BP measurements

Clearance to Combustibles



Rough Opening for Installing in Wall

Framing Dimensions (in inches)		
	VFP32BP	VFP36BP
A	33 3/4	35 3/4
B	35 1/2	40 1/2
C	16 1/4	18 3/4



Empire is committed to continuous product improvement; specifications are subject to change without notice. Dimensions in this brochure are approximate; read and follow the framing dimensions in the owners manual supplied with your Empire product. Flame size, shape, and color will vary from photos. Our mantels feature natural veneers and hand-rubbed finishes – wood grain and color will vary. Adjust light levels and use "natural light" incandescent bulbs to enhance the dramatic look for your wooden mantel.

Member of the following industry associations:



This appliance is design-certified to the ANSI standard by:



SINCE 1932

Empire Comfort Systems Inc.
918 Freeburg Ave.
Belleville, IL 62220-2623
info@empirecomfort.com
02/20

The Empire Comfort Systems and White Mountain Hearth names and logos are registered U.S. trademarks.